



# Drug Policy Reform

Parliamentary Seminar

Perspectives from Latin America, West Africa & Europe

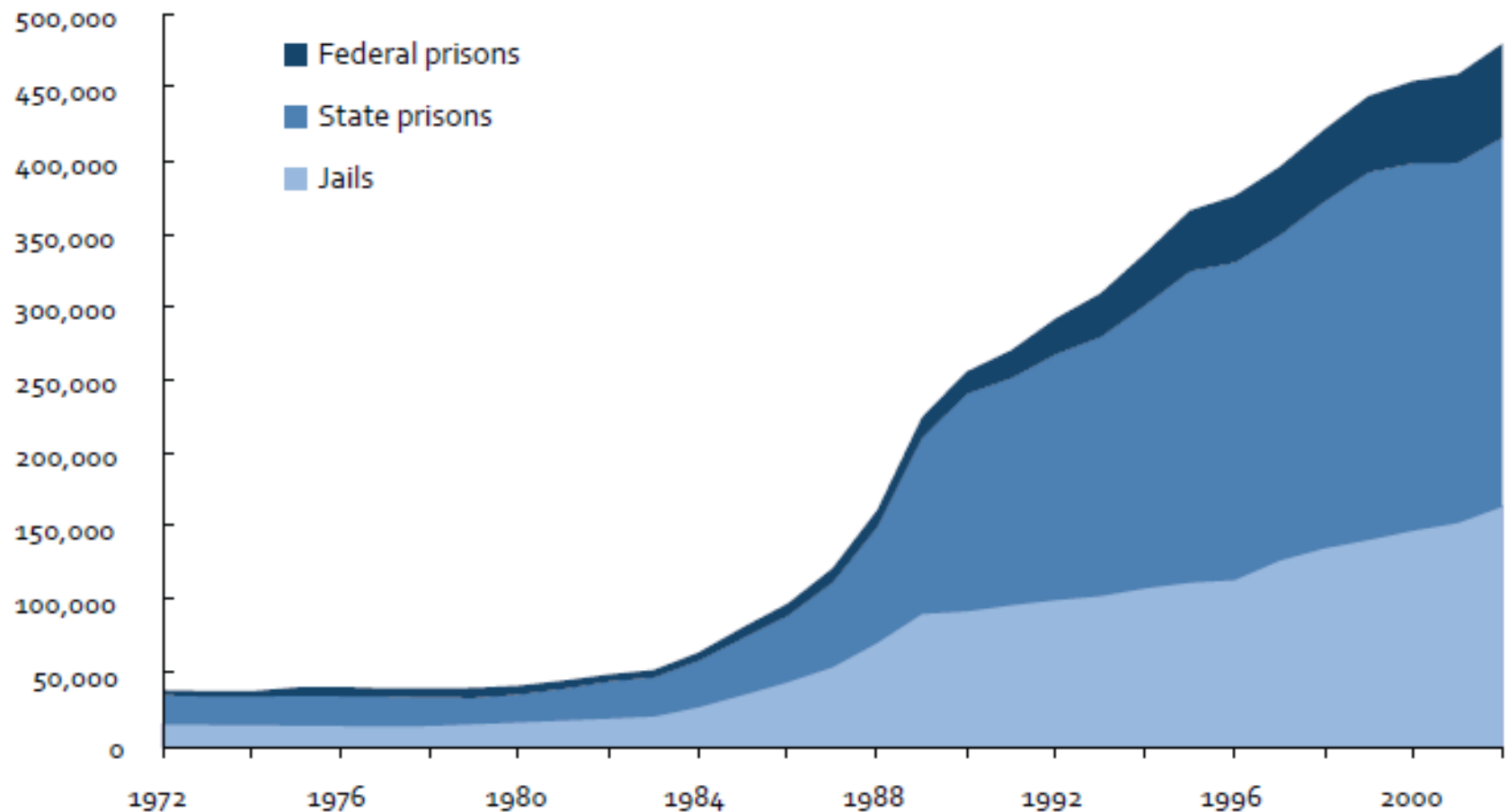
## The effect of drug policy changes

Managing politics, public resonance and voter attitudes about drug policy reform

Alison Holcomb  
Criminal Justice Director

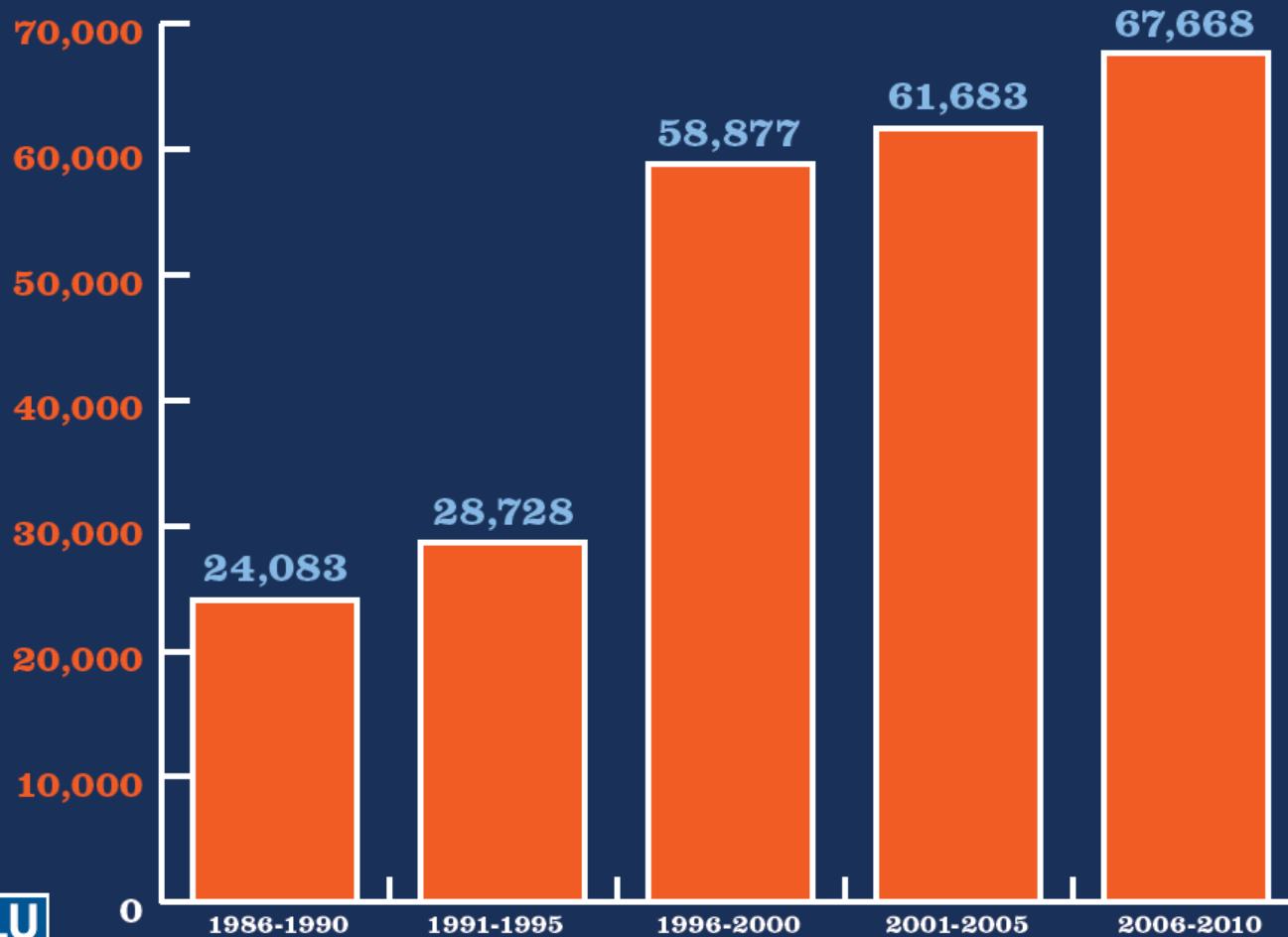


**Figure 3. Estimated number of adults incarcerated for drug law violations in the United States, 1972–2002**




Source: Data were extracted from Beck (1997), Beck & Glaze (2002), Cahalan (1986), Harrison & Karberg (2003), and Pastore & Maguire (2003) as described in Caulkins et al. (2006)

## 240,000 Marijuana Possession Arrests in Washington, 1986-2010



# BLACK, NATIVE AMERICAN & LATINO PEOPLE:

MUCH MORE LIKELY TO BE ARRESTED FOR  
MARIJUANA POSSESSION THAN WHITE PEOPLE



RATE OF BLACK, LATINO, AND NATIVE AMERICAN MARIJUANA POSSESSION ARRESTS  
COMPARED TO WHITE PEOPLE IN WASHINGTON STATE OVER THE LAST DECADE.

- ✓ Voters feel very cool toward *marijuana*.
- ✓ Voters believe *marijuana laws* waste public safety resources that could be dedicated to combatting violent crime.
- ✓ Voters like new revenue for education, health care, and treatment – especially from a “sin tax.”
- ✓ Voters like the idea of taking money away from gangsters.

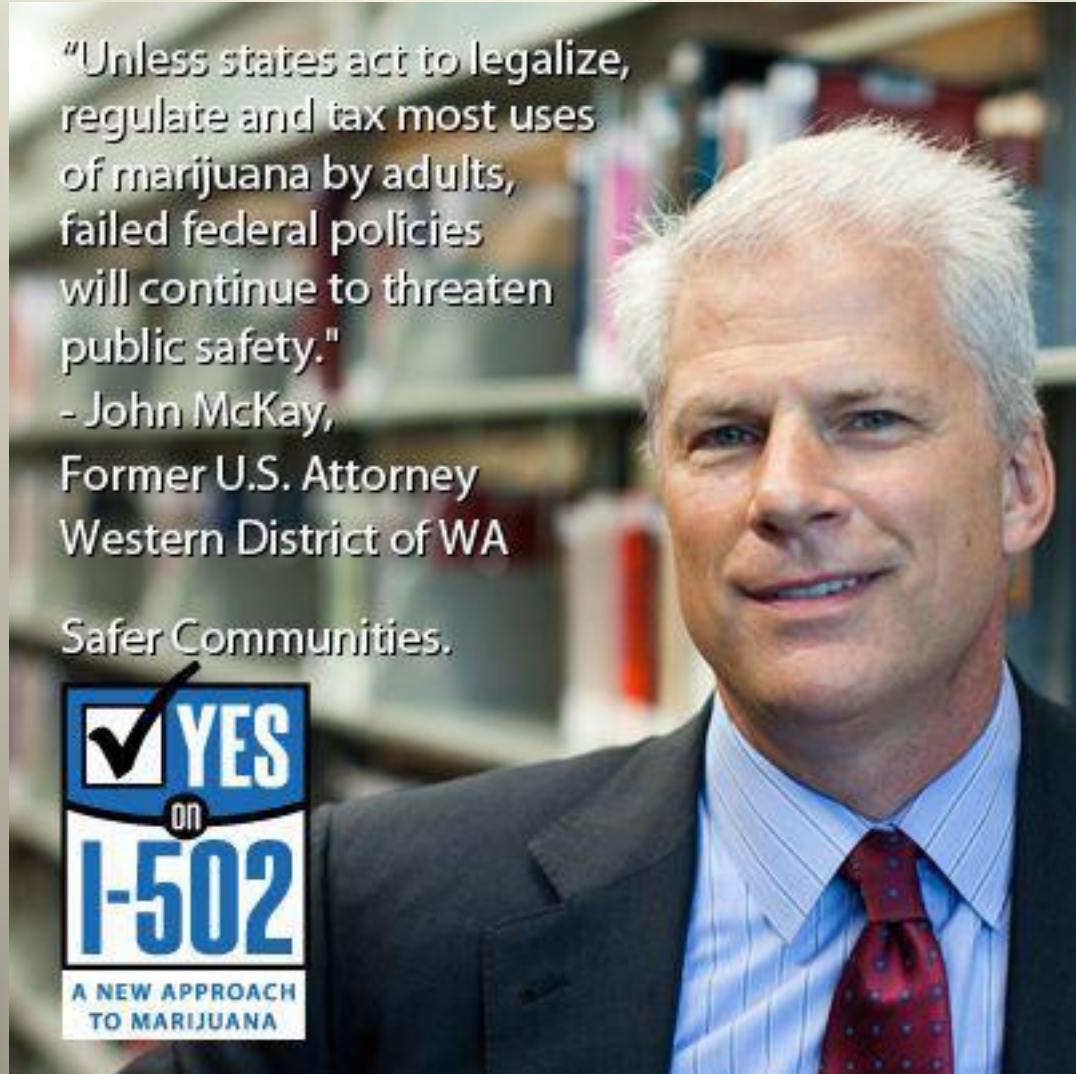
Treating marijuana use as a crime has failed.  
It's time for a new approach.




"Unless states act to legalize, regulate and tax most uses of marijuana by adults, failed federal policies will continue to threaten public safety."

- John McKay,  
Former U.S. Attorney  
Western District of WA

Safer Communities.



A close-up portrait of Dr. Kim Thorburn, an older man with short, curly, grey hair and blue eyes, wearing a blue shirt. He is smiling slightly and looking directly at the camera.

"I-502 brings much greater  
public health & safety  
dividends than handcuffs  
& jail beds."

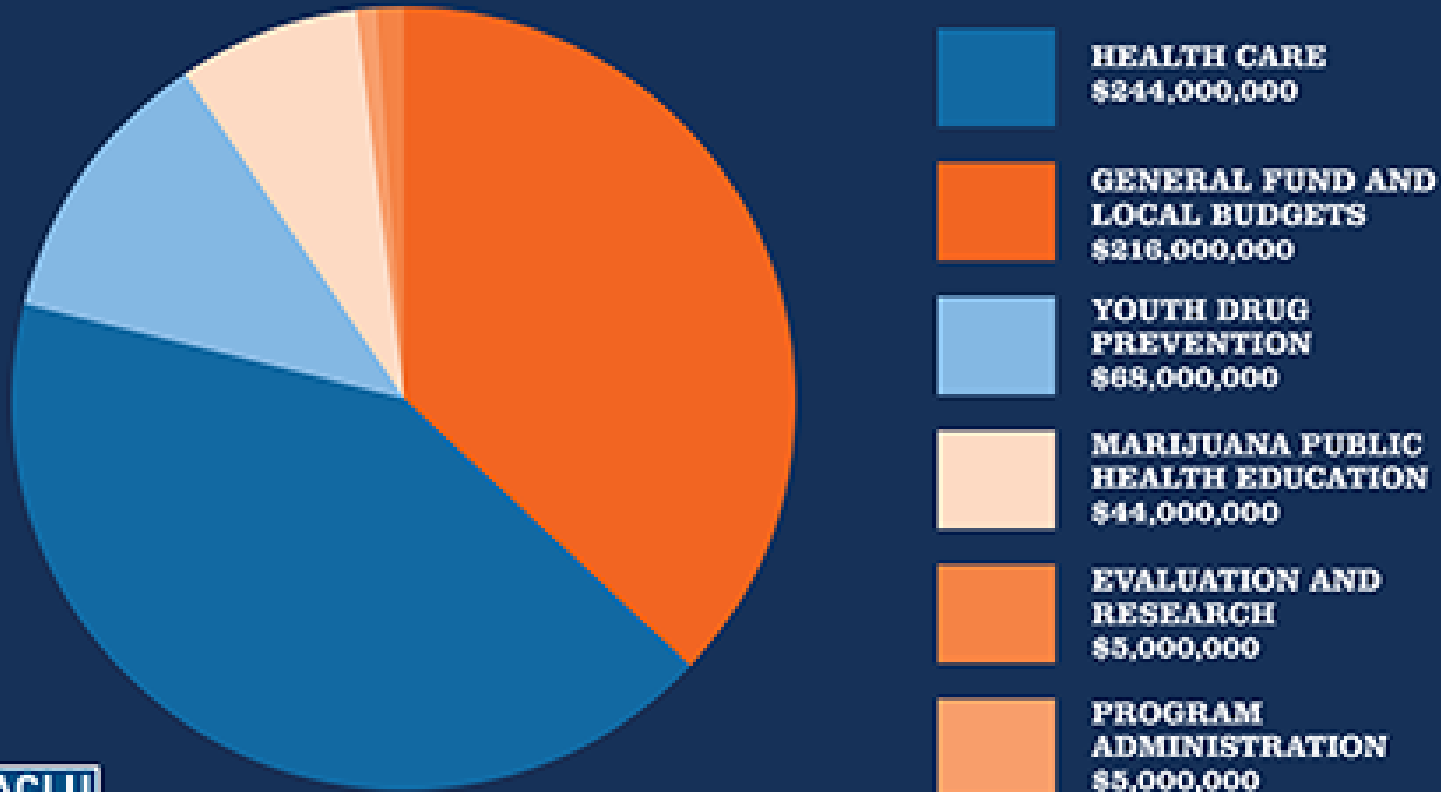
- Dr. Kim Thorburn

Health & Safety First.





## Estimated Annual Tax Revenue Distributions from I-502



# November 06, 2012 General Election Results

[Home](#)[Measures](#)[Federal](#)[State Executive](#)[Legislative](#)[Judicial](#)[Voter Turnout](#)[Export Results](#)[Elections Home](#)

## Initiative Measure No. 502 Concerns marijuana - County Results

Last updated on 11/27/2012 4:55 PM

### Total

Yes  
1,724,209  
55.7%

No  
1,371,235  
44.3%



# Open-End Reasons for Support in Washington

<i>What are the specific reasons "yes" to approve Initiative 502 and make marijuana legal for adults in Washington?</i>	Percent responding
Can go after more dangerous criminals/frees up police and jail space/reduces crime	37
Tax revenue	37
Current laws haven't worked	14
Same as alcohol/less harmful than alcohol	12
People need it for medical reasons	9
Should be regulated	7
People are getting and using it anyway	6
Don't believe marijuana is harmful	6
General believe marijuana should be legal	2
None/Other/DK/Refused	8

**Obama**

**I-502**

**R-74**

**Inslee**

**56.16%**

**55.70%**

**53.70%**

**51.54%**

# Broader Coalition in Washington

Did you vote yes to approve Initiative 502/ Amendment 64 or vote no to reject this initiative/amendment?

